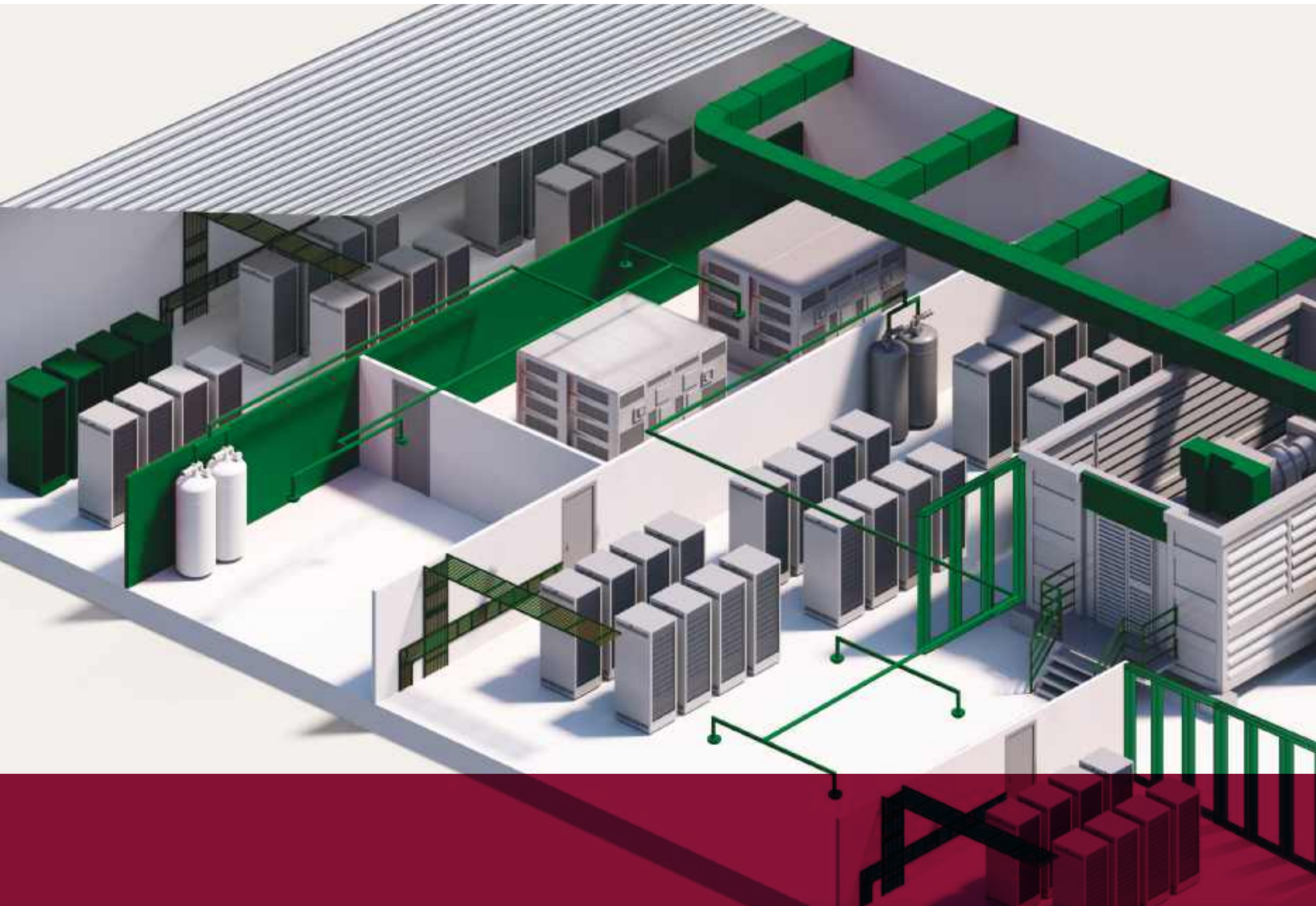


High-Performance Fasteners for High-Tech Projects

Unlock speed, ensure safety and build better with ITW Commercial Construction, an American Manufacturer



 RED HEAD®

 Ramset®

SAMMYS®

Tapcon®

Teks®
THE ORIGINAL

 ITW Buildex

Speed and Quality

Our wide range of innovative products are specifically designed to streamline your construction process for data centers and high-tech manufacturing buildings, saving you time and reducing labor costs. Build with confidence, knowing that every installation meets the highest standards of quality and reliability.



Unleash the Power of American-Made

State-of-the-Art Manufacturing

Our state-of-the-art manufacturing facilities uphold the highest standards of production, ensuring exceptional quality in every product. We maintain this commitment to quality throughout our entire manufacturing process.

Nationwide Manufacturing Reliability

With seven strategically located, state-of-the-art manufacturing facilities across the United States, we guarantee unmatched reliability and speed in meeting your needs. In addition, we provide local technical support for your projects.

American Employment

We proudly provide employment for over 150 dedicated individuals, contributing significantly to local economies and fostering community growth and development.

Technical Field Support

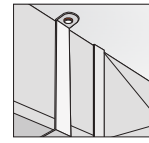
We have a dedicated technical field support team ready to assist on the jobsite, ensuring seamless operations and effective solutions.

Learn more at ITWCCNA.COM

1

Easy to use in overhead and in tight spaces

T4SS



10

Secure enclosures, anchor down racking and machinery

Large Diameter Tapcon
Trubolt Wedge Anchor

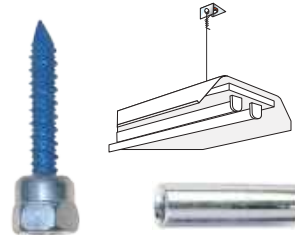


10

9

Secure security cameras, lights, cable trays, HVAC and electrical conduit

RedHead Drop-In Anchors
Concrete Sammys



8

Attach struts, conduits and data lines

Ramset
RA27
Viper



2

Eliminate threaded rod distortion when suspending fire sprinkler pipes and HVAC duct

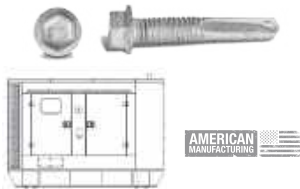
Sammys Drill/Drive
Sammys Swivel



3

Secure HVAC units and backup generators

Buildex Tekes



4

Insulate walls

Ramset T4
I-F Compact



1

9

2

7

5

3

4

6

5

7

Reach into deep leg track easily at any angle

Ramset T4MAG



6

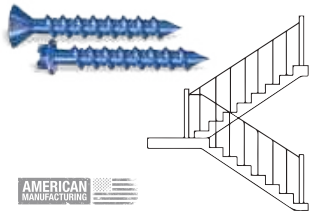
Load-bearing walls

RA27 Single Shot



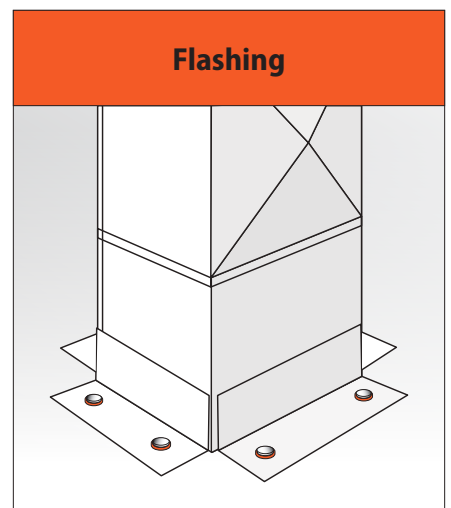

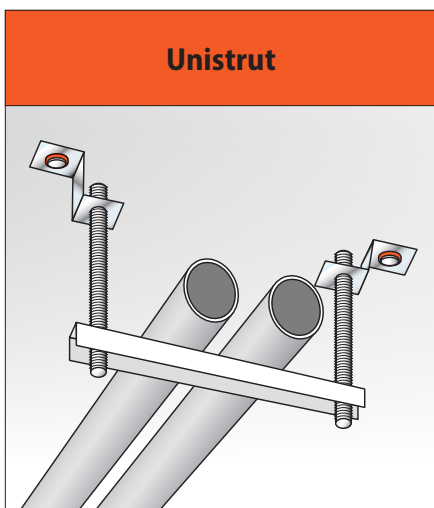



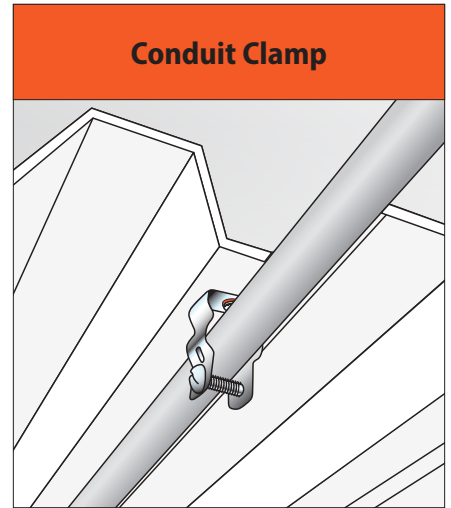


Install railings and signage

Tapcon Concrete Anchors



▶ Gas and powder tools for installing into concrete, concrete block and steel






TYPICAL APPLICATIONS



PRODUCT SELECTOR GUIDE

T4MAG GAS-POWERED TOOL			
Part #	Product Description	Inner Pack Qty	Case Qty
T4MAG	T4 45-Pin Magazine Tool	N/A	1
T4MAG GAS-POWERED TOOL ACCESSORIES			
T4FUEL	T4 Fuel (4-Pack x3)	4	12
18581	T4 Battery	N/A	1
18582	T4 Battery Charger	N/A	1
19967	T4 Magnetic Pin Guide	N/A	1
T4MAG GAS-POWERED TOOL MOST COMMON FASTENERS			
T4034S	T4 3/4" Premium Pin w/fuel	510	5100
T4034B	T4 3/4" Black Pin w/fuel	510	5100
T4012S	T4 1/2" Premium Pin w/fuel	510	5100
T4012	T4 1/2" Plated Pin w/fuel	510	5100
T4100	T4 1" Plated Pin w/fuel	510	5100



T4SS GAS-POWERED TOOL			
Part #	Product Description	Inner Pack Qty	Case Qty
T4SS	T4SS Single-Shot Tool	N/A	1
T4SS GAS-POWERED TOOL ACCESSORIES			
T4FUEL	T4 Fuel (4-Pack x3)	4	12
18581	T4 Battery	N/A	1
18582	T4 Battery Charger	N/A	1
19943	T4SS Magnetic Pin Guide	N/A	1
T4CUP	T4 Pole Tool Accessory	N/A	1
V4-6	6' Pole	N/A	1
V4-8	8' Pole	N/A	1
V4-EXT	3' Extension (No Trigger)	N/A	1
T4SS GAS-POWERED TOOL MOST COMMON FASTENERS			
14TRHMP034	1/4" Rod hanger with 3/4" plated pin 	100	800
38TRHMP034	3/8" Rod hanger with 3/4" plated pin 	100	800
38HSMP034	3/8" Hole strap with 3/4" plated pin 	200	1200
12HSMP034	1/2" Hole strap with 3/4" plated pin	100	800
34HSMP034	3/4" Hole strap with 3/4" plated pin	100	600
10HSMP034	1" Hole strap with 3/4" plated pin	100	600
34CCMP034L	3/4" Conduit clamp with 3/4" plated pin 	25	150
34CLIP	3/4" wide angle clip w/ 3/4" length pin	100	800
TSHMP034	Tie strap holder with 3/4" plated pin 	50	1250
M034*	3/4" Plated pin with domed washer	200	5000
M034BB*	3/4" Premium step pin with domed washer	200	5000
M100*	1" Plated pin with domed washer	100	5000
MPO34TH	3/4" Plated pin with top hat	200	5000



*Must use with Magnetic Pin Guide (19943)

▶ Gas and powder tools for installing into concrete, concrete block and steel

PRODUCT SELECTOR GUIDE

T4 I-F COMPACT GAS-POWERED TOOL			
Part #	Product Description	Inner Pack Qty	Case Qty
T4 IF-CT	T4 I-F Compact Tool	N/A	1
T4 I-F COMPACT GAS-POWERED TOOL ACCESSORIES			
T4FUEL	T4 Fuel (4-Pack x3)	4	12
18581	T4 Battery	N/A	1
18582	T4 Battery Charger	N/A	1
19967	T4 Magnetic Pin Guide	N/A	1
T4 I-F COMPACT GAS-POWERED TOOL MOST COMMON FASTENERS			
Insulation Thickness	Concrete or Block Part No.	Steel or Wood Part No.	Box Qty
1"	T4IFC-100	T4IFS-100	500
1-1/2"	T4IFC-112	T4IFS-112	500
2"	T4IFC-200	T4IFS-200	500
2-1/2"	T4IFC-212	T4IFS-212	500
3"	T4IFC-300	T4IFS-300	500
3-1/2"	T4IFC-312	T4IFS-312	500
4"	T4IFC-400	T4IFS-400	500
5"	T4IFC-500	T4IFS-500	500
6"	T4IFC-600	T4IFS-600	400



PRODUCT SELECTOR GUIDE



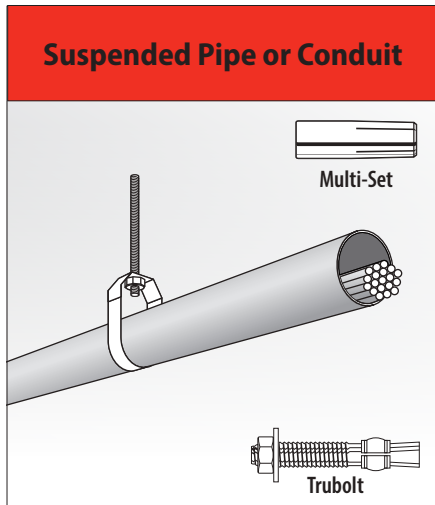
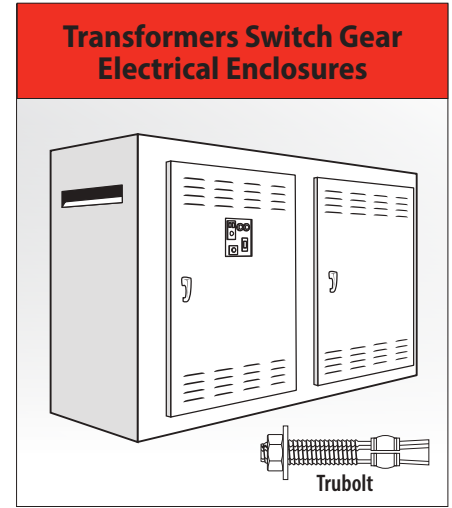

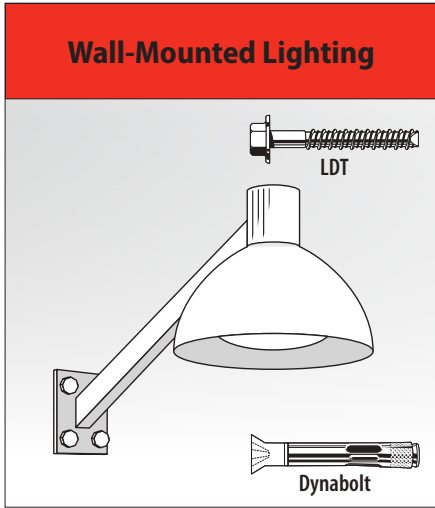
RA27 SINGLE SHOT .27 CALIBER STRIP TOOL			
Part #	Product Description	Inner Pack Qty	Case Qty
RA27	RA27 Single Shot Tool	N/A	1
RA27 STRIP LOADS			
3RS27	Power level 3 green 10-shot strip loads	10 strips per box	10,000
4RS27	Power level 4 yellow 10-shot strip loads	10 strips per box	10,000
5RS27	Power level 5 red 10-shot strip loads	10 strips per box	10,000
RA27 SINGLE SHOT TOOL FASTENERS			
TE12	9/16" True embedment pin		5,000
TE34	13/16" True embedment pin		5,000
TE100	1-1/16" True embedment pin		5,000
TE114	1-5/16" True embedment pin		1,000
SP12	1/2" Powerpoint pin		5,000
SP58	5/8" Powerpoint pin		5,000
SP58TH	5/8" Powerpoint top hat pin		5,000
SP34	3/4" Powerpoint pin		5,000
SP114	1-1/4" Powerpoint pin		1,000
SP178	1-7/8" Powerpoint pin		1,000
M100BB	1" PowerPoint pin with domed washer		4,000
1503K	1/2" Knurled plated pin		5,000
1506	3/4" Plated pin		5,000
1508	1" Plated pin		5,000
1510	1-1/4" Plated pin		1,000
1512	1-1/2" Plated pin		1,000
1506SD	3/4" Washered pin		1,000
1508SD	1" Washered pin		1,000
1510SD	1-1/4" Washered pin		1,000
1512SD	1-1/2" Washered pin		1,000
1514SD	2" Washered pin		1,000
38HSS10	3/8" Hole conduit strap w/1 premium pin		500
34HSS10	3/4" Hole conduit strap w/1 premium pin		500
14TRHSS10	1/4" Threaded rod hanger w/1 premium pin		500
38TRHSS10	3/8" Threaded rod hanger w/1 premium pin		500

VIPER SEMI-AUTOMATIC TOOL			
Part #	Product Description	Inner Pack Qty	Case Qty
VIPER4	VIPER4 Semi-Automatic Tool	N/A	1
VIPER4 SEMI-AUTOMATIC TOOL ACCESSORIES			
V4-6	6' Pole	N/A	1
V4-8	8' Pole	N/A	1
V4-EXT	3' Extension (No Trigger)	N/A	1
VIPER4 STRIP LOADS			
3RS27	Power level 3 green 10-shot strip loads	10 strips per box	10,000
4RS27	Power level 4 yellow 10-shot strip loads	10 strips per box	10,000
5RS27	Power level 5 red 10-shot strip loads	10 strips per box	10,000
VIPER4 TOOL FASTENERS			
SP12	1/2" Powerpoint pin		5,000
SP58	5/8" Powerpoint pin		5,000
SP58TH	5/8" Powerpoint top hat pin		5,000
SP34	3/4" Powerpoint pin		5,000
SP114	1-1/4" Powerpoint pin		1,000
SP178	1-7/8" Powerpoint pin		1,000
M100BB	1" PowerPoint pin with domed washer		4,000
1503K	1/2" Knurled plated pin		5,000
1506	3/4" Plated pin		5,000
1508	1" Plated pin		5,000
1510	1-1/4" Plated pin		1,000
1512	1-1/2" Plated pin		1,000
1506SD	3/4" Washered pin		1,000
1508SD	1" Washered pin		1,000
1510SD	1-1/4" Washered pin		1,000
1512SD	1-1/2" Washered pin		1,000
1514SD	2" Washered pin		1,000
38HSS10	3/8" Hole conduit strap w/1 premium pin		500
34HSS10	3/4" Hole conduit strap w/1 premium pin		500
14TRHSS10	1/4" Threaded rod hanger w/1 premium pin		500
38TRHSS10	3/8" Threaded rod hanger w/1 premium pin		500



► Concrete anchors for light, medium and heavy-duty applications

TYPICAL APPLICATIONS



PRODUCT SELECTOR GUIDE

TRUBOLT WEDGE ANCHOR – CARBON STEEL*

Part Number	Thread Length		Anchor Dia. & Drill Bit Size (Threads) Per Inch	Overall Length		Max. Thickness of Materials To Be Fastened		Qty/Wt Per Box		Qty/Wt Per Master Carton	
	in.	(mm)		in.	(mm)	in.	(mm)	qty.	lbs.	qty.	lbs.
WS-1416	3/4	#FIELD!	1/4" - 20	1-3/4	(44.5)	3/8	(9.5)	100	3.3	1000	33
WS-1422	1-1/4	(31.8)		2-1/4	(57.2)	7/8	(22.2)	100	3.8	1000	38
WS-1432	2-1/4	(57.2)		3-1/4	(82.6)	1-7/8	(47.6)	100	4.8	800	38
WS-3822	1-1/8	(28.6)	1/2" - 13	2-1/4	(57.2)	3/8	(9.5)	50	4.3	500	43
WS-3826	1-5/8	(41.3)		2-3/4	(69.9)	7/8	(22.2)	50	4.9	400	39
WS-3830	1-3/4	(44.5)		3	(76.2)	1-1/8	(28.6)	50	5.0	400	40
WS-3836	2-1/2	(63.5)		3-3/4	(95.3)	1-7/8	(47.6)	50	6.0	300	36
WS-3850	3-3/4	(95.3)		5	(127.0)	3-1/8	(79.4)	50	7.6	250	38
WS-1226	1-1/4	(31.8)	1/2" - 13	2-3/4	(69.9)	1/8	(3.2)	25	4.6	200	37
WS-1236	2-1/4	(57.2)		3-3/4	(95.3)	1	(25.4)	25	5.5	150	33
WS-1242	2-3/4	(69.9)		4-1/4	(108.0)	1-1/2	(38.1)	25	6.3	150	38
WS-1254	3	(76.2)		5-1/2	(139.7)	2-3/4	(69.9)	25	7.7	150	46
WS-1270	3-1/2	(88.9)		7	(177.8)	4-1/4	(108.0)	25	9.4	150	57

*Additional sizes in 5/8" and 3/4" diameter available

PRODUCT SELECTOR GUIDE

TRUBOLT WEDGE ANCHOR – CARBON STEEL WITH HOT DIPPED GALVANIZING

Part Number	Thread Length		Anchor Dia. & Drill Bit Size (Threads Per Inch)	Overall Length		Max. Thickness of Materials To Be Fastened		Qty/Wt Per Box		Qty/Wt Per Master Carton	
	in.	(mm)		in.	(mm)	in.	(mm)	qty.	lbs.	qty.	lbs.
WS-1242G	2-3/4	(69.9)	1/2" - 13	4-1/4	(108.0)	1-1/2	(38.1)	25	6.7	150	41
WS-1254G	4	(101.6)		5-1/2	(139.7)	2-3/4	(69.9)	25	8.0	150	49
WS-1270G	5-1/2	(139.7)		7	(177.8)	4-1/4	(108.0)	25	9.7	150	59

TRUBOLT WEDGE ANCHOR – 304 STAINLESS STEEL*


Part Number	Thread Length		Anchor Dia. & Drill Bit Size (Threads Per Inch)	Overall Length		Max. Thickness of Materials to be Fastened		Qty/Wt Per Box		Qty/Wt Per Master Carton	
	in.	(mm)		in.	(mm)	in.	(mm)	qty.	lbs.	qty.	lbs.
WW-1416	3/4	(19.1)	1/4" - 20	1-3/4	(44.5)	3/8	(9.5)	100	3.2	1000	32
WW-1422	1-1/4	(31.8)		2-1/4	(57.2)	7/8	(22.2)	100	3.7	1000	37
WW-1432	2-1/4	(57.2)		3-1/4	(82.6)	1-7/8	(47.6)	100	4.8	800	39
WW-3822	1-1/8	(28.6)	3/8" - 16	2-1/4	(57.2)	3/8	(9.5)	50	4.1	500	41
WW-3826	1-5/8	(41.3)		2-3/4	(69.9)	7/8	(22.2)	50	4.8	400	39
WW-3830	1-3/4	(44.5)		3	(76.2)	1-1/8	(28.6)	50	5.1	400	42
WW-3836	2-1/2	(63.5)		3-3/4	(95.3)	1-7/8	(47.6)	50	6.0	300	37
WW-3850	3-3/4	(95.3)		5	(127.0)	3-1/8	(79.4)	50	7.5	250	39
WW-1226	1-1/4	(31.8)		2-3/4	(69.9)	1/8	(3.2)	25	4.7	200	38
WW-1236	2-1/4	(57.2)	1/2" - 13	3-3/4	(95.3)	1	(25.4)	25	5.8	150	36
WW-1242	2-3/4	(69.9)		4-1/4	(108.0)	1-1/2	(38.1)	25	6.3	150	39
WW-1254	3	(76.2)		5-1/2	(139.7)	2-3/4	(69.9)	25	7.7	150	47
WW-1270	3-1/2	(88.9)		7	(177.8)	4-1/4	(108.0)	25	9.4	150	57

*Additional sizes in 5/8", 3/4", and 1" diameter available

TRUBOLT WEDGE ANCHOR – 316 STAINLESS STEEL*

Part Number	Thread Length		Anchor Dia. & Drill Bit Size (Threads Per Inch)	Overall Length		Max. Thickness Of Materials To Be Fastened		Qty/Wt Per Box		Qty/Wt Per Master Carton	
	in.	(mm)		in.	(mm)	in.	(mm)	qty.	lbs.	qty.	lbs.
SWW-1422	1-1/4	(31.8)	1/4" - 20	2-1/4	(57.2)	7/8	(22.2)	100	3.7	1000	37
SWW-1432	2-1/4	(57.2)		3-1/4	(82.6)	1-1/8	(28.6)	100	4.8	1000	39
SWW-3830	1-3/4	(44.5)	3/8" - 16	3	(76.2)	1-1/8	(28.6)	50	5.2	400	42
SWW-3836	2-1/2	(63.5)		3-3/4	(95.5)	1-7/8	(47.6)	50	6.0	300	37
SWW-3850	3-3/4	(95.3)		5	(127.0)	3-1/8	(79.4)	50	7.5	250	39
SWW-1236	2-1/4	(57.2)	1/2" - 13	3-3/4	(95.3)	1	(25.4)	25	5.8	150	36
SWW-1242	2-3/4	(69.9)		4-1/4	(108.0)	1-1/2	(38.1)	25	6.5	150	40
SWW-1254	3	(76.2)		5-1/2	(139.7)	2-3/4	(69.9)	25	7.8	150	48
SWW-5850	3-1/4	(82.6)		5/8" - 11	5	(127.0)	1-5/8	(41.3)	10	4.8	100

*For continuous extreme low temperature applications, use stainless steel



PRODUCT SELECTOR GUIDE

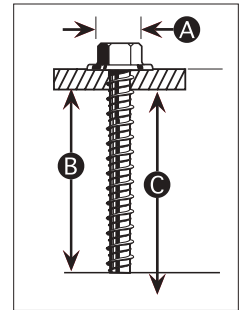
MULTI-SET II DROP-IN ANCHORS														
User Type / Application	Base Material	Drop-In Anchor Type	Approvals	Part No.	Setting Tool Part No.*	Bolt Size/ Threads Per Inch	Drill Bit Dia.		Thread Depth		Embedment Min. Hole Depth***		Qty/Wt Per Box qty / lbs.	Qty/ Wt Per Master Carton qty / lbs.
							in.	(mm)	in.	(mm)	in.	(mm)		
HVAC/Fire Sprinkler Plumber (Pipe-fitter)	Solid concrete/ lightweight fill deck	RM	UL, FM	RM-38	RT-138	3/8" / 16	1/2	(12.7)	1/2	(12.7)	1-5/8	(41.3)	50 / 3.4	500 / 36
			UL, FM Caltrans	RM-12	RT-112	1/2" / 13	5/8	(15.9)	3/4	(19.1)	2	(50.8)	50 / 5.8	400 / 49
			UL, FM	RM-58	RT-158	5/8" / 11	7/8	(22.2)	1	(25.4)	2-1/2	(63.5)	25 / 7.8	125 / 41
			UL, FM Caltrans	RM-34	RT-134	3/4" / 10	1	(25.4)	1-1/4	(31.8)	3-3/16	(81.0)	25 / 11.9	100 / 49
	Hollow-core pre-cast or post tension	RX	FM	RX-38	RTX-138	3/8" / 16	1/2	(12.7)	3/8	(9.5)	3/4	(19.1)	100 / 3.5	1000 / 36
			N/A	RX-12	RTX-112	1/2" / 13	5/8	(15.9)	1/2	(12.7)	1	(25.4)	50 / 3.0	500 / 31
	Solid concrete/ lightweight fill deck	SRM** 18-8 S.S.	UL, FM	SRM-38	RT-138	3/8" / 16	1/2	(12.7)	1/2	(12.7)	1-5/8	(41.3)	50 / 3.4	500 / 36
			UL, FM	SRM-12	RT-112	1/2" / 13	5/8	(15.9)	3/4	(19.1)	2	(50.8)	50 / 6.0	400 / 50
Concrete Contractor, General Contractor	Solid concrete	CL Coil Threaded	N/A	CL-12	RT-112	1/2" / 6	5/8	(15.9)	3/4	(19.1)	2	(50.8)	50 / 5.7	400 / 47
Concrete Cutting/Sawing Contractor/Misc. Metal	Solid concrete/ lightweight fill deck	RL (w/o lip)	N/A	RL-14	RT-114	1/4" / 20	3/8	(9.5)	3/8	(9.5)	1	(25.4)	100 / 2.6	1000 / 28
			N/A	RL-38	RT-138	3/8" / 16	1/2	(12.7)	1/2	(12.7)	1-5/8	(41.3)	50 / 3.4	500 / 36
			N/A	RL-12	RT-112	1/2" / 13	5/8	(15.9)	3/4	(19.1)	2	(50.8)	50 / 5.8	400 / 49
			N/A	RL-58	RT-158	5/8" / 11	7/8	(22.2)	1	(25.4)	2-1/2	(63.5)	25 / 7.8	125 / 41
			N/A	RL-34	RT-134	3/4" / 10	1	(25.4)	1-1/4	(31.8)	3-3/16	(81.0)	25 / 11.9	100 / 49

* 1 setting tool per master carton. ** For continuous extreme low temperature, use stainless steel. *** Embedment is equal to overall length of Drop-In Anchor



PRODUCT SELECTOR GUIDE

LDT ANCHOR SELECTION CHART								
LDT Size	ANSI Standard Drill Bit Dia.	A Anchor Head (Socket Size) Dia.	Washer Dia.	B Minimum Embedment	C Hole Depth	Use In		
						Concrete	CMU	
							Hollow	Grout-Filled
LDT 3/8"	5/16"	9/16"	13/16"	1-1/2"	2-1/2"	YES	YES	YES
LDT 1/2"	7/16"	3/4"	1"	2-1/2"	3-1/2"	YES	NO	YES
LDT 5/8"	1/2"	13/16"	1-3/16"	2-3/4"	3-3/4"	YES	NO	YES
LDT 3/4"	5/8"	15/16"	1-5/16"	3-1/4"	4-1/4"	YES	NO	YES



LDT ANCHORS – CARBON STEEL WITH ZINC PLATING

Part No.	Anchor Diameter		Drill Bit Diameter		Anchor Length		Max. Thickness of Material to be Fastened		Qty/Wt Per Box qty / lbs.	Qty/Wt Per Master Carton qty / lbs.
	in.	(mm)	in.	(mm)	in.	(mm)	in.	(mm)		
LDT-3816	3/8	(9.5)	5/16	(7.9)	1-3/4	(44.5)	1/4	(6.4)	50 / 3.0	400 / 24.0
LDT-3824	3/8	(9.5)	5/16	(7.9)	2-1/2	(63.5)	1	(25.4)	50 / 4.5	400 / 34.0
LDT-3830	3/8	(9.5)	5/16	(7.9)	3	(76.2)	1-1/2	(38.1)	50 / 5.0	400 / 40.0
LDT-3840	3/8	(9.5)	5/16	(7.9)	4	(101.6)	2-1/2	(63.5)	50 / 6.5	400 / 52.0
LDT-3850	3/8	(9.5)	5/16	(7.9)	5	(127.0)	3-1/2	(89.0)	40 / 7.5	320 / 60.0
LDT-1230	1/2	(12.7)	7/16	(11.1)	3	(76.2)	1/2	(12.7)	25 / 4.5	150 / 27.0
LDT-1240	1/2	(12.7)	7/16	(11.1)	4	(101.6)	1-1/2	(38.1)	25 / 6.0	150 / 36.6
LDT-1250	1/2	(12.7)	7/16	(11.1)	5	(127.0)	2-1/2	(63.5)	25 / 7.6	150 / 45.6
LDT-1260	1/2	(12.7)	7/16	(11.1)	6	(152.4)	4	(101.6)	20 / 9.0	120 / 54.0
LDT-5830	5/8	(15.9)	1/2	(12.7)	3	(76.2)	1/4	(6.4)	10 / 3.5	100 / 35.0
LDT-5840	5/8	(15.9)	1/2	(12.7)	4	(101.6)	1-1/4	(31.8)	10 / 4.0	100 / 40.0
LDT-5850	5/8	(15.9)	1/2	(12.7)	5	(127.0)	2-1/4	(57.1)	10 / 4.7	100 / 47.0
LDT-5860	5/8	(15.9)	1/2	(12.7)	6	(152.4)	3-1/4	(82.6)	10 / 5.4	50 / 27.0
LDT-3444	3/4	(19.1)	5/8	(15.9)	4-1/2	(114.3)	1-1/4	(31.8)	10 / 7.4	50 / 37.0
LDT-3454	3/4	(19.1)	5/8	(15.9)	5-1/2	(139.7)	2-1/4	(57.1)	10 / 8.1	50 / 40.5
LDT-3462	3/4	(19.1)	5/8	(15.9)	6-1/4	(158.8)	3	(76.2)	10 / 9.1	30 / 27.3

LDT ANCHORS – 410 STAINLESS STEEL*

Part No.	Anchor Diameter		Drill Bit Diameter		Anchor Length		Max. Thickness of Material to be Fastened		Qty/Wt Per Box qty / lbs.	Qty/Wt Per Master Carton qty / lbs.
	in.	(mm)	in.	(mm)	in.	(mm)	in.	(mm)		
SLDT-3824	3/8	(9.5)	5/16	(7.9)	2-1/2	(63.5)	1	(25.4)	50 / 4.5	400 / 34.0
SLDT-3830	3/8	(9.5)	5/16	(7.9)	3	(76.2)	1-1/2	(38.1)	50 / 5.0	400 / 40.0
SLDT-3840	3/8	(9.5)	5/16	(7.9)	4	(101.6)	2-1/2	(63.5)	50 / 6.5	400 / 52.0
SLDT-3850	3/8	(9.5)	5/16	(7.9)	5	(127.0)	3-1/2	(89.0)	40 / 7.5	320 / 60.0
SLDT-1230	1/2	(12.7)	7/16	(11.1)	3	(76.2)	1/2	(12.7)	25 / 4.5	150 / 27.0
SLDT-1240	1/2	(12.7)	7/16	(11.1)	4	(101.6)	1-1/2	(38.1)	25 / 6.0	150 / 36.6
SLDT-1250	1/2	(12.7)	7/16	(11.1)	5	(127.0)	2-1/2	(63.5)	25 / 7.6	150 / 45.6

* The stainless steel LDTs will have the number 4 stamped on the head next to the length indication code

PRODUCT SELECTOR GUIDE

TAPCON ANCHORS – BLUE CLIMASEAL COATING										
Fixture Thickness Inches	Recommended Tapcon Length		Part No. 3/16" Hex Head	Part No. 1/4" Hex Head	Part No. 3/16" Flat Head	Part No. 1/4" Flat Head	Bit Length		Straight Shank Bits for 3/16" Tapcon Part No.	Straight Shank Bits for 1/4" Tapcon Part No.
	in.	(mm)					in.	(mm)		
0" – 1/4"	1-1/4	(31.8)	3139407	3153407	3169407V2	3183407V2	3-1/2	(88.9)	–	3098910
1/4" – 3/4"	1-3/4	(44.5)	3141407	3155407	3171407V2	3185407V2	3-1/2	(88.9)	–	3098910
3/4" – 1-1/4"	2-1/4	(57.2)	3143407	3157407	3173407V2	3187407V2	4-1/2	(114.3)	3096910	3099910
1-1/4" – 1-3/4"	2-3/4	(69.9)	3145407	3159407	3175407V2	3189407V2	4-1/2	(114.3)	3096910	3099910
1-3/4" – 2-1/4"	3-1/4	(82.6)	3147407	3161407	3177407V2	3191407V2	5-1/2	(139.7)	3097910	3100910
2-1/4" – 2-3/4"	3-3/4	(95.3)	–	3163407	–	3193407V2	5-1/2	(139.7)	3097910	3100910
2-1/2" – 3"	4	(101.6)	–	3165407	–	3195407V2	5-1/2	(139.7)	3097910	3100910
3-1/2" – 4"	5	(127.0)	–	3167407	–	3197407V2	6-1/2	(165.1)	–	–
4-1/2" – 5"	6	(152.4)	–	3205407	–	3203407V2	7-1/2	(190.5)	–	–

TAPCON ANCHORS – 410 STAINLESS STEEL*										
Fixture Thickness Inches	Recommended Tapcon Length		Part No. 1/4" Hex Head	Part No. 3/16" Flat Head	Part No. 1/4" Flat Head	Bit Length		Straight Shank Bits for 3/16" Tapcon Part No.	Straight Shank Bits for 1/4" Tapcon Part No.	
	in.	(mm)				in.	(mm)			
0" – 1/4"	1-1/4	(31.8)	3367907	–	3373907	3-1/2	(88.9)	–	3098910	
1/4" – 3/4"	1-3/4	(44.5)	3368907	3418907	3374907	3-1/2	(88.9)	–	3098910	
3/4" – 1-1/4"	2-1/4	(57.2)	3369907	3419907	3375907	4-1/2	(114.3)	3096910	3099910	
1-1/4" – 1-3/4"	2-3/4	(69.9)	3370907	3420907	3376907	4-1/2	(114.3)	3096910	3099910	
1-3/4" – 2-1/4"	3-1/4	(82.6)	3371907	–	3377907	5-1/2	(139.7)	3097910	3100910	
2-1/4" – 2-3/4"	3-3/4	(95.3)	3372907	–	3378907	5-1/2	(139.7)	3097910	3100910	
2-1/2" – 3"	4	(101.6)	–	–	–	5-1/2	(139.7)	–	–	
3-1/2" – 4"	5	(127.0)	3460907	–	–	6-1/2	(165.1)	–	–	


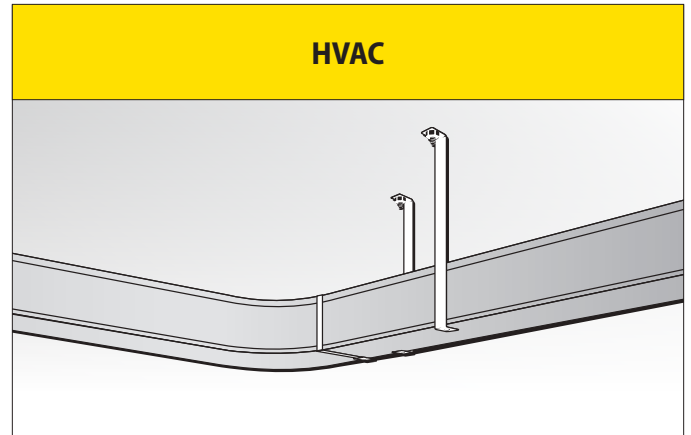
* The stainless steel Tapcon will have the number 4 stamped on the head.



Tapcon Blue is
BABA-compliant
(select sizes)

► Overhead threaded rod anchors for wood, concrete, steel and metal deck/purlin

TYPICAL APPLICATIONS



SAMMYS X-PRESS DRILL/DRIVE – VERTICAL MOUNT							
Approvals	Rod Size	Part Number	Model	Description	Box Qty	Case Qty	Installation Tool
	3/8"	8151957	XPDD 40	Sammy X-Press Drill/Drive 40	25	125	UXPIT 2.0 Universal X-Press IT Tool



Always use the correct Sammys installation tool.
Watch installation videos here.

PRODUCT SELECTOR GUIDE

SAMMYS X-PRESS – VERTICAL MOUNT

Approvals	Rod Size	Part Number	Model	Description	Ultimate Pullout (lbs)	UL Test Load (lbs)	UL Min Thick	FM Test Load (lbs)	FM Min Thickness	Max. Thickness	Box Qty	Case Qty	Application
	1/4"	8181922	XP 200	Sammy X-Press 200	1146 (22 ga)	185 (Luminaire) 250 (Luminaire)	.027" .060"			.125"	25	125	Metal Deck
	3/8"	8150922	XP 20	Sammy X-Press 20	1146 (22 ga)	850 (2½" Pipe) 185 (Luminaire) 250 (Luminaire) 283 (Conduit & Cable)	.027" .027" .060" .030"	940 (2" Pipe) 1475 (4" Pipe)	.029" .104"	.125"	25	125	Metal Deck
	3/8"	8150922	XP 20	Sammy X-Press 20	1146 (22 ga)	850 (2½" Pipe)		Pre-Pour Structural Concrete @ 3000 psi Post-Pour Range II LWC ≤ 35 PCF (lbs/ft³)			25	125	Metal Deck (Pre-Pour) Metal Deck (Post-Pour)
	3/8"	8153922	XP 35	Sammy X-Press 35	1783 (16 ga)	1500 (4" Pipe) 185 (Luminaire) 250 (Luminaire) 416 (Conduit & Cable)	.060" .030" .060" .060"	940 (2" Pipe) 1475 (4" Pipe)	.029" .104"	.125"	25	125	Purlin

SAMMYS X-PRESS – HORIZONTAL MOUNT

Approvals	Rod Size	Part Number	Model	Description	Ultimate Shear (lbs)	UL Test Load (lbs)	UL Min Thickness	Max. Thickness	Box Qty	Case Qty	Application
	3/8"	8293957	SWXP35	Sidewinder X-Press 35	1798 (16 ga)	1250 (3½" Pipe) 80 (Luminaire) 416 (Conduit & Cable)	.060"	.125"	25	125	Metal Deck/Purlin


SAMMYS X-PRESS – SWIVEL MOUNT

Approvals	Rod Size	Part Number	Model	Description	Ultimate Pullout (lbs)	UL Test Load (lbs)	UL Min Thickness	FM Test Load (lbs)	FM Min Thickness	Max. Thickness	Box Qty	Case Qty	Application
	3/8"	8294922	SXP 20	Swivel X-Press 20	1061 (22 ga Vert) 829 (45° Off Vert)	750 (2" Pipe) 170 Vertical (Luminaire) 80 @ 45° (Luminaire) 283 Vertical (Conduit & Cable) 233 @ 45° (Conduit & Cable)	.029"	635 (2" Pipe)	.029"	.125"	25	125	Metal Deck/Purlin
	3/8"	8295922	SXP 35	Swivel X-Press 35	1675 (16 ga Vert) 1558 (89° Off Vert)	1250 (3½" Pipe) 250 Vertical (Luminaire) 80 @ 90° (Luminaire) 500 Vertical (Conduit & Cable) 333 @ 89° (Conduit & Cable)	.060"	635 (2" Pipe)	0.29"	.125"	25	125	Metal Deck/Purlin
†	1/2"	8272957	SXP 2.0	Swivel X-Press 2.0	1061 (22 ga Vert) 829 (45° Off Vert)		.027"			.125"	25	125	Metal Deck/Purlin
†	1/2"	8271957	SXP 3.5	Swivel X-Press 3.5	1675 (16 ga Vert) 1558 (89° Off Vert)		.060"			.125"	25	125	Metal Deck/Purlin


† Approved for Sway Bar Bracing Only




PRODUCT SELECTOR GUIDE

SAMMYS FOR CONCRETE – VERTICAL MOUNT									
Approvals	Rod Size	Part Number	Model	Screw Description	Ultimate Pullout (lbs)*	FM Test Load (lbs)	Box Qty	Case Qty	Nut Driver Part Number
	1/4"	8058957	CST 200	5/16 x 1-3/4"	2400		25	125	#14 Black 8113910
	3/8"	8059957	CST 20	5/16 x 1-3/4"	2400	1475	25	125	#14 Black 8113910
	1/2"	8060925	CST 2	5/16 x 1-3/4"	2400		25	125	#14 SW Red 8114910

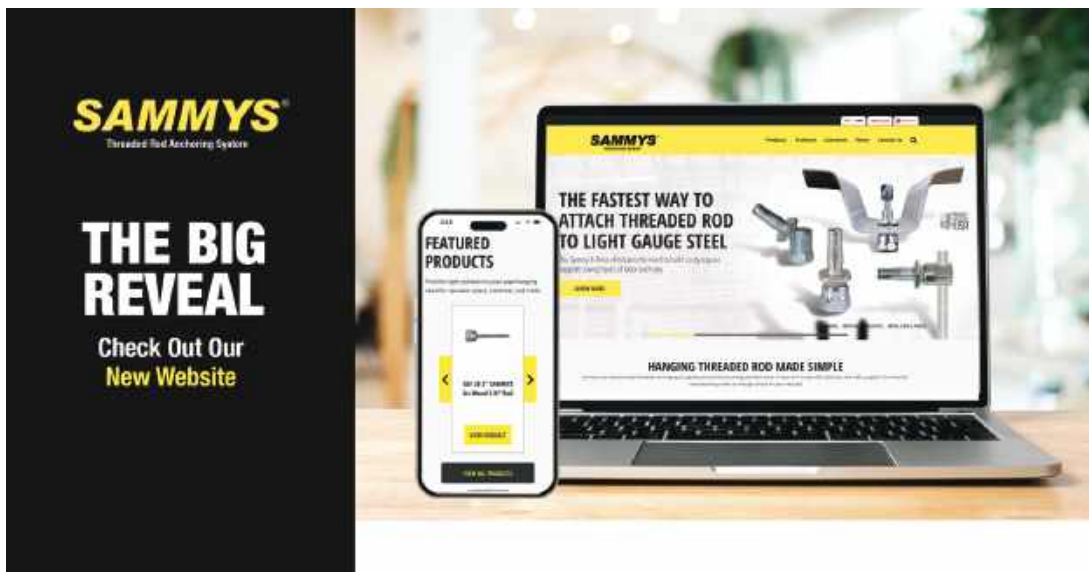
* Tested in 3000 PSI concrete

SAMMYS FOR CONCRETE – HORIZONTAL MOUNT									
Approvals	Rod Size	Part Number	Model	Screw Description	Ultimate Shear (lbs)*	FM Test Load (lbs)	Box Qty	Case Qty	Nut Driver Part Number
	3/8"	8061957	SWC 20	5/16 x 1-3/4"	2450	1475	25	125	#14 SW Red 8114910

* Tested in 3000 PSI concrete


SAMMYS FOR CONCRETE – SWIVEL MOUNT									
Approvals	Rod Size	Part Number	Model	Screw Description	Ultimate Pullout (lbs)*	Box Qty	Case Qty	Nut Driver Part Number	
	3/8"	8269957	SH-GST/CST 20	5/16 x 1-3/4"	2537 in 3000 psi concrete 1459 @ 45° off vertical in 3000 psi concrete 2852 in 6000 psi concrete 1636 @ 45° off vertical in 6000 psi concrete	25	125	#14 SH Orange 8273910	

* Tested in 3000 PSI concrete




▶ Light, medium and heavy-duty fasteners for the commercial jobsite

PRODUCT SELECTOR GUIDE



TEKS SELF-DRILLING FASTENERS – LIGHT-DUTY STEEL-TO-STEEL APPLICATIONS							
Part Number	Description	Head Style	Drill Point	Finish	Drill & Tap Capacity	Max. Material Attachment	Box Qty
1196200	8-18 x 1/2"	1/4" HWH	#2	Electro-zinc	.036" -.100"	.205"	10,000
1107053	10-16 x 3/4"	5/16" HWH	#1	Climaseal	.018" -.095"	.220"	5,000
†1399000	1/4-14 x 7/8"	5/16" HWH	#1	Climaseal	.018" -.095"	.380"	5,000
†1891000	1/4-14 x 7/8"	3/8" HWH	#1	Climaseal	.018" -.095"	.380"	4,000
1397000	10-16 x 1/2"	5/16" HWH	#3	Climaseal	.036" -.175"	.150"	5,000
1127000	10-16 x 5/8"	5/16" HWH	#3	Climaseal	.036" -.175"	.200"	5,000
1128000	10-16 x 3/4"	5/16" HWH	#3	Climaseal	.036" -.175"	.325"	5,000
1129000	10-16 x 1"	5/16" HWH	#3	Climaseal	.036" -.175"	.575"	5,000
1130000	10-16 x 1-1/4"	5/16" HWH	#3	Climaseal	.036" -.175"	.825"	4,000
1131000	10-16 X 1-1/2"	5/16" HWH	#3	Climaseal	.036" -.175"	1.075"	3,000
1786200	10-24 x 3/4"	*5/16" HWH	#2	Electro-zinc	.036" -.175"	.200"	5,000
1821200	10-16 x 3/4"	*5/16" HWH	#3	Electro-zinc	.036" -.175"	.323"	5,000

†With ABOT™ (Anti-backout threadform) *With serrations under head



TEKS SELF-DRILLING FASTENERS – MEDIUM-DUTY STEEL-TO-STEEL APPLICATIONS							
Part Number	Description	Head Style	Drill Point	Finish	Drill & Tap Capacity	Max. Material Attachment	Box Qty
1087000	12-14 x 3/4"	5/16" HWH	#3	Climaseal	.036" -.210"	.270"	5,000
1136000	12-14 x 1"	5/16" HWH	#3	Climaseal	.036" -.210"	.520"	4,000
1120000	12-14 x 1-1/4"	5/16" HWH	#2	Climaseal	.036" -.210"	.550"	4,000
1123000	12-14 x 1-1/2"	5/16" HWH	#2	Climaseal	.036" -.210"	.800"	2,500
1140000	12-14 x 2"	5/16" HWH	#3	Climaseal	.036" -.210"	1.450"	2,000
1553000	12-14 x 2-1/2"	5/16" HWH	#3	Climaseal	.036" -.210"	1.950"	1,000
1143000	12-14 x 3"	5/16" HWH	#3	Climaseal	.036" -.210"	2.450"	1,000
1146000	12-14 x 4"	5/16" HWH	#3	Climaseal	.036" -.210"	3.450"	500
1147000	1/4-14 x 3/4"	3/8" HWH	#3	Climaseal	.036" -.210"	.210"	3,000
1149000	1/4-14 x 1"	3/8" HWH	#3	Climaseal	.036" -.210"	.400"	2,500
1150000	1/4-14 x 1-1/4"	3/8" HWH	#3	Climaseal	.036" -.210"	.650"	2,000
1152000	1/4-14 x 1-1/2"	3/8" HWH	#3	Climaseal	.036" -.210"	.900"	2,000
1155000	1/4-14 x 2"	3/8" HWH	#3	Climaseal	.036" -.210"	1.400"	1,500
1554000	1/4-14 x 2-1/2"	3/8" HWH	#3	Climaseal	.036" -.210"	1.900"	1,000
1157000	1/4-14 x 3"	3/8" HWH	#3	Climaseal	.036" -.210"	2.400"	1,000
1304000	1/4-14 x 4"	3/8" HWH	#3	Climaseal	.036" -.210"	3.400"	500
1587000	1/4-14 x 1"	*7/16" HWH	#3	Climaseal	.036" -.210"	.500"	2,500


*With serrations under head



PRODUCT SELECTOR GUIDE

TEKS SELF-DRILLING FASTENERS – HEAVY-DUTY STEEL-TO-STEEL APPLICATIONS							
Part Number	Description	Head Style	Drill Point	Finish	Drill & Tap Capacity	Max. Material Attachment	Box Qty
1088000	12-24 x 7/8"	5/16" HWH	#4	Climaseal	.125" - .250"	.325"	5,000
1414000	12-24 x 1-1/4"	5/16" HWH	#4.5	Climaseal	.125" - .375"	.575"	4,000
1006000	12-24 x 1-1/4"	5/16" HWH	#5	Climaseal	.125" - 0.500"	.375"	4,000
1007000	12-24 x 1-1/4"	5/16" HWH	#5	Climaseal	.125" - 0.500"	0.450"	4,000
1070000	12-24 x 1-1/2"	5/16" HWH	#5	Climaseal	.125" - 0.500"	.625"	2,500
1071000	12-24 x 1-1/2"	3/8" HWH	#5	Climaseal	.125" - 0.500"	.625"	2,500
1072000	12-24 x 2"	5/16" HWH	#5	Climaseal	.125" - 0.500"	1.125"	2,000
1074000	1/4-28 x 3"	5/16" HWH	#5	Climaseal	.125" - 0.500"	2.150"	1,000
1075000	1/4-28 x 4"	5/16" HWH	#5	Climaseal	.125" - 0.500"	3.150"	500
1641000	1/4-28 x 5"	3/8" HWH	#5	Climaseal	.125" - 0.500"	4.150"	250
1431000	1/4-28 x 6"	3/8" HWH	#5	Climaseal	.125" - 0.500"	5.150"	250
1590000	1/4-28 x 8"	3/8" HWH	#5	Climaseal	.125" - 0.500"	7.150"	150

All available with bonded washer



Empower Your High-Tech Projects with Top-Quality, American-Made Products

 **RED HEAD**[®]
www.itwredhead.com



 **Ramset**[®]
www.ramset.com



SAMMYS[®]
www.sammysanchors.com



Tapcon[®]
www.itwredhead.com



Teks[®]
THE ORIGINAL
www.itwbuildex.com



 **ITW Buildex**[®]
www.itwbuildex.com



PNA[™]
CONSTRUCTION
TECHNOLOGIES
www.pna-inc.com



www.itwccna.com

NATIONAL HEADQUARTERS

ITW COMMERCIAL CONSTRUCTION,
NORTH AMERICA
155 HARLEM AVE
GLENVIEW, IL 60025
PHONE: 800-848-5611
FAX: 630-893-1270

TECHNICAL SUPPORT

PHONE: 800-848-5611
FAX: 630-893-1270
HOURS: 8:30 A.M. - 5 P.M. (CST, M-F)
EMAIL: TECHSUPPORT@ITWCCNA.COM

CUSTOMER SERVICE

PHONE: 800-848-5611
HOURS: 7:30 A.M. - 5 P.M. (CST, M-F)
EMAIL: ORDERS@ITWCCNA.COM

WILL CALL/DISTRIBUTION

2501 GALVIN DR
ELGIN, IL 60123
PHONE: 800-848-5611